



# WEDDING

*welcome guide*

MARYB FILMS



MARY B  
FILMS



# WELCOME

*about me*


I am Mariana, a wedding and private event videographer based in Illinois and available for travel worldwide. I started this business in college knowing exactly what I was meant to be and determined to create beautiful art for all of my amazing clients! My love of people is what got me into wedding cinematography. I've been a wedding videographer for almost 15 years, and have enjoyed every single one wedding. Each wedding is different from the last, and I love being challenged to get fantastic results no matter what the location is, or what the weather is like. My wedding films style is relaxed and vibrant. I capture all the wonderful and natural moments, and let you get on with having a brilliant time.


In my spare time, I find immense joy in embracing my roles as a devoted mother to my sons Justin and Jacob, cherishing moments spent with them and our beloved dog Jake. Alongside, I take pride in nurturing my relationship with my husband Mark, who lovingly supports me and my business endeavors, savoring the beauty of family bonds and shared adventures. Congratulations and I hope to work with you closely to make sure I am able to capture on film your dream day!

LET'S CONNECT!

 @Maryb films

 mariana\_loghin@yahoo.com

 @maryb\_films


 773 403 5761



# WHAT TO *expect*

Warmest congratulations on your impending nuptials! We are honored to be entrusted with documenting the cherished moments of your special day. This welcome guide has been meticulously crafted to offer you comprehensive insight into our services and to guide you through the preparation process for your wedding day. Our seasoned team of videographers possesses a wealth of expertise in the art of capturing weddings with finesse, ensuring that every frame is imbued with the essence of your love story. Understanding that each wedding is unique, we pride ourselves on providing personalized services tailored to your distinct preferences and aspirations. We leave no stone unturned in meticulously planning every aspect of your wedding videography, from the initial consultation to the final editing phase, ensuring a seamless and stress-free experience.

Our journey together begins with an in-depth consultation, during which we encourage you to share your vision, preferences, and any special requests. We are committed to collaborating closely with you to bring your vision to life. Drawing upon our extensive experience, we will work collaboratively with you and your wedding planner to craft a meticulously detailed timeline for the day, ensuring seamless execution and optimal coverage. If feasible, we recommend arranging a visit to your chosen venue with our team to acquaint ourselves with the layout, lighting conditions, and potential filming locations, enabling us to maximize the visual impact of your wedding film. Your wedding day is a tapestry of precious moments and heartfelt emotions, each deserving to be immortalized in cinematic splendor. While photography captures fleeting snapshots, videography transcends time, allowing you to relive the magic, emotion, and joy of your special day for generations to come.



# ONE VIDEOGRAPHER VS. TWO VIDEOGRAPHERS

Choosing between one or two videographers for your wedding day is a decision that can significantly impact the depth and quality of your wedding film. Here's a closer look at the differences:

**One Videographer:** With one videographer, the focus remains singular, allowing for a cohesive narrative that reflects their individual artistic vision. Opting for a single videographer may be a more budget-friendly choice, ideal for couples seeking quality videography within a limited budget. While one videographer can capture the essence of your day, there may be limitations in coverage, particularly during simultaneous events or when capturing different locations simultaneously.

**Two Videographers:** Having two videographers enables comprehensive coverage of your wedding day from multiple angles, ensuring that no moment goes undocumented. With two videographers, you benefit from a diverse range of perspectives and shooting styles, resulting in a richer, more dynamic final product. Two videographers can seamlessly coordinate to capture simultaneous events, such as the bride and groom getting ready in separate locations or capturing both wide and close-up shots simultaneously. The presence of two videographers allows for greater creative exploration, enabling the capture of unique angles, spontaneous moments, and nuanced details that might otherwise be missed.

## Which Option Is Right for You?

For intimate ceremonies and smaller weddings, one videographer may provide sufficient coverage while maintaining an intimate atmosphere. For larger weddings or events with multiple locations and simultaneous activities, two videographers offer the versatility and comprehensive coverage needed to capture every moment in its entirety. While two videographers may offer enhanced coverage and creativity, it's essential to consider your budget and priorities when making your decision. At Maryb Films, we offer both one and two videographer packages to accommodate your unique needs and preferences. Whether you opt for the focused perspective of one videographer or the enhanced coverage of two, rest assured that our team is committed to capturing the magic of your special day with artistry, professionalism, and unparalleled attention to detail.



*Find some inspiration on Instagram*

I've posted some recent videos on my Instagram account. Take a look!

 [maryb\\_films](https://www.instagram.com/maryb_films)

## GETTING READY

The morning of your wedding sets the tone for the day ahead, and deciding whether to have the couple get ready alone or with their parents and bridal party is an important consideration. While some couples prefer the intimacy of getting ready together, surrounded by their closest loved ones, others may opt for a more private and serene atmosphere. Having parents and the bridal party present can provide invaluable support, camaraderie, and shared excitement as you prepare to embark on this new chapter together. Additionally, having loved ones nearby can create cherished moments and memories to treasure for a lifetime. Ultimately, the decision should reflect your personal preferences and comfort level, ensuring that the morning getting ready is a reflection of your unique love story and the journey you're about to embark upon.

## HAIR & MAKEUP

First things first: It's important to get your hair and makeup done professionally. Your engagement session presents an excellent opportunity to schedule a trial run with the hair and makeup team you will use on your wedding day. Let your makeup artist know that you're having your makeup & hair done on time for video and photo team. Be sure to bring the lipstick you're wearing with you in case touch-ups are needed during the day. Grooms, consider using concealer on any blemishes to avoid retouching fees.



## LOCATION

As we work with clients in many different destinations, please email us for a list of locations specific to your area. We generally like to stick to locations that provide a natural shooting environment, such as a local state park or other outdoor area. However, if you have a location with sentimental value in mind—the place he proposed, or a favorite local café or brunch spot—we can chat about including it in your shoot. To provide you with as much shooting time as possible, we recommend choosing no more than two locations.

## TIMING

Filming at the best time of day is essential. The best time of day is called the Golden Hour and that's about 2 hours before sunset. You will have a perfect golden light around you and it will warm everything in the lens. Another option is just after sunrise, not many people want this option but it is beautiful and it's much cooler in the summer months. Keep this in mind when booking with us and taking into account that the best light only happens twice a day!



# FIRST *Look*

A first look video with audio session can be an amazing part of your wedding day! A microphone captures not only the visual elements of the first look but also the spoken words, whispers, and laughter exchanged between partners, enhancing the emotional impact of the moment. The goal is to capture the genuine emotion of the couple seeing each other for the first time, away from family and friends. If you're not sure about this, let me explain why it would be a romantic addition to your wedding day celebration that not only adds to the experience but reduces stress as well!

Most couples don't realize that when you come down the aisle and see your partner for the first time, there isn't really a moment for each of you to talk, touch, or embrace. You have to wait until after the ceremony is over, and the reaction just isn't the same. The walk down the aisle, and the first time you see your partner is an amazingly powerful moment, and something you'll remember forever, but if you've had a first look, and you'll both be much more relaxed. Instead, the pressure will be off and you'll both be able to enjoy the ceremony. The nerves will be gone and when nerves are gone, true emotions are free to be expressed! Capturing the first look on film and attaching a microphone are indispensable components of documenting your wedding day.





# WEDDING DAY

## *tips*

### GETTING READY

During the getting ready part of the day we won't be doing much directing, we will be documenting the events as they are happening. Prepare and gather items for detail shots. The rings, bouquets, wedding invitations, jewelry, boutonnieres, shoes, and cufflinks are all gorgeous details that shouldn't be forgotten!

It's helpful for your wedding cinematographer to rely on a bridesmaid or other helper to organize these items, so make sure to keep them close! This is also when we'll get the chance to meet your friends and family that are helping you get ready. It's the perfect time for everyone to get used to us being around and to get some beautiful candid shots.

### THE CEREMONY

When deciding on a formal religious ceremony, keep in mind that many churches do not allow videography or microphones during the vow or ring exchange portions. On many occasions I have been asked to stay towards the back of the church, placed on the balcony, or to remain within one area for the entirety of the ceremony. While this can place a damper on my creativity, I will always respect the decision of the church. However, if your church is relaxed in regards to film, I will be as discreet and respectful as possible. I achieve this level of discretion by limiting myself from moving around so as not to cause any distraction to your guests or yourselves.

### THE FAMILY FORMALS

At Maryb Films, we seamlessly capture the heartfelt moments during family formals while the photographer directs the group shots. We focus on documenting candid interactions, individual portraits, and the genuine emotions between family members, ensuring every precious memory is preserved. Our approach combines creative angles, attention to detail, and a commitment to capturing the essence of your special day, resulting in a cinematic masterpiece that you'll treasure for a lifetime.

If there are additional combinations you would like, please let me know.

### THE RECEPTION

Make sure you plan enough time for the wedding reception. This is the big one. More than anything else please, please make sure you give yourself plenty of time during the wedding reception. If you are travelling from one venue to another make sure to take the travel time into account. The standard for a wedding reception seems to be an hour. If we are on time, everything will flow from here. If time allows, I will get into your reception room before the guests, and I will capture the tables and details in the room before they get messed up with purses and stuff being put on the tables. I will need 30 min to install the lights and audio.

### THE PARTY

Upon meeting with the DJ or the band, confirm with them that you booked a team of videographers. Ensure that we are allowed to install our recorder audio for a better quality sound. Smash cake in your partner's face! Whisper all the dirty secrets. Get down on the dance floor like no one's watching! Light sparklers and skip under the starlit sky. Pop bottles, take shots (after all the formal photos have been taken, of course), and make faces at your best friends. Enjoy the night and have the most legendary celebration ever!

### BRIDE AND GROOM PORTRAITS

Depending on the time of day for your reception, I will try to drag you outside during your reception for a few minutes to capture an epic sunset. This is the best light of the day, which videographers and photographers call "Golden Hour".

Usually brides and grooms prefer outdoor natural light for their film (and so do I). I will start with a few traditional shots with you looking directly at the camera. Then the rest of the images will be more relaxed and modern. I will encourage you to interact with each other rather than look at me.



# TIMELINE

## *my shot list*

- Videographer arrives
- Filming details
- Bride gets dressed
- Bridesmaids get dressed
- Groomsmen and groom get dressed
- First look
- Bridal party snippets
- Reading letters
- Ceremony
- Cocktail hour; guests arriving
- Bride and groom golden video portraits
- Entrance for Reception
- Dinner
- Speeches & Cake
- First dance
- Dance floor coverage



Mary

Mary



## PRICING *collections*

BASIC | *starting at \$1200*

*5 hours coverage, 7 min film,  
one videographer, online delivery link*

CLASSIC | *starting at \$2500*

*8 hours coverage, one videographer,  
25 min documentary film, 3 min highlight,  
1 revisions, 1 USB*

PREMIUM | *starting at \$3800*

*12 hours coverage, two videographers,  
45 min documentary film, 4 min highlight,  
teaser, 4 snippets, 2 revisions, 1 USB, shipping,  
raw files included, drone*

# FREQUENTLY

*asked questions*

## DO YOU DO FORMAL & GROUP COVERAGE?

Yes. It's rare that my couples don't want any group videos at all. They're never a big part of the day, but an important thing for most couples to have a few. Plan it right and they don't have to take over the whole afternoon.

## HOW LONG DO YOU STAY ON THE WEDDING DAY?

It depends on your package. I recommend from 'getting ready shots' through to first dance for the best narrative. Every wedding is unique, so it may be you need something slightly different and not. All you have to do is ask when enquiring with anything specific you may need.

## WHEN WILL WE RECEIVE OUR FILM?

Turnaround time for weddings is 4 - 6 weeks.

## WHAT'S THE DURATION OF THE DOCUMENTARY FILM?

The duration of the documentary film typically ranges between 25 and 45 minutes, tailored to the selected package. This comprehensive film encompasses all the pivotal moments of the day, from the anticipation of getting ready to the emotional exchange of vows, the serene beauty of the ceremony, capturing precious outdoor moments, and the lively ambiance of the reception. Each film is meticulously edited to perfection, infused with artistic flair, ensuring a visually stunning and emotionally captivating portrayal of your wedding day.

## DO YOU CHARGE TRAVEL EXPENSES?

All travel expenses are based on the distance between your event location(s) and my studio. All other destinations beyond 100 miles round-trip will be negotiated and handled on a case-by-case basis.





## DO WE HAVE TO POSE?

No, but I will always give you directions on the day. If you're ever feeling uncomfortable just say, or tell me in the consultation you're not a fan of posing. Often in our conversations prior the wedding, we will discuss this subject.

## HOW MANY CLIPS WILL WE RECEIVE?

Your wedding video package includes the documentary film, highlights of the day, a teaser and a few snippets. It does depend on which collection you decide to go with.

## DO YOU HAVE BACK-UP EQUIPMENT?

Yes, I always have at least three cameras and multiple lenses, it's exceptionally rare that a technical issue occurs but in the event that it does, I'm covered!

## DO YOU OFFER CUSTOM PACKAGES?

Yes. I can customize anything to make sure the final package fits your needs perfectly. I also offer an intimate wedding package that is perfect for a smaller wedding day with an abbreviated coverage.

## HOW LONG IN ADVANCE SHOULD I RESERVE MY WEDDING DATE?

If you're thinking of having your wedding on a Saturday, then earlier is better. Generally speaking, as soon as you've booked your venue, you should begin your search for a wedding videographer and put down a retainer as soon as you can.

## DO YOU DELIVER THE RAW FILES TO YOUR CLIENTS?

Yes I do. Depends on the package clients booked, I can provide a link or deliver the unprocessed files on a hard drive.

## WE'RE READY! HOW DO WE RESERVE YOU FOR OUR DATE?

A 25% non refundable retainer & a signed contract are required to get your date locked on the calendar. The remainder of the balance can be set up as a payment plan, but otherwise is due before or on your wedding day.



# THANK YOU

*get in touch!*

*I know all of this is a lot to think about. I created this guide to help make your wedding day experience something you will look back fondly on for years and years to come. At the end of the day, though, the location you choose and the outfits you select won't matter nearly as much as the memories you make together. Your future memories are the most important thing to me, and I want your wedding to be a time for you to just be yourselves and enjoy it!*

Love,

*Mariana*





# CONTACTS

*[www.marybfilms.org](http://www.marybfilms.org)*

*[mariana\\_loghin@yahoo.com](mailto:mariana_loghin@yahoo.com)*

*773 403 5761*





FOLLOW US



@MARYB\_FILMS